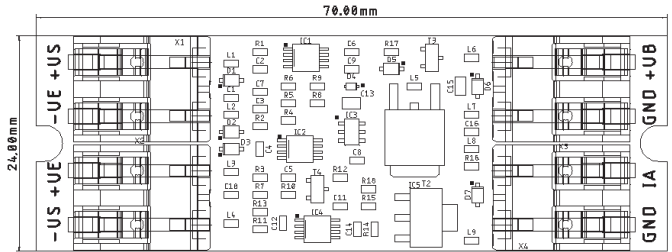



# Measuring amplifier EPA



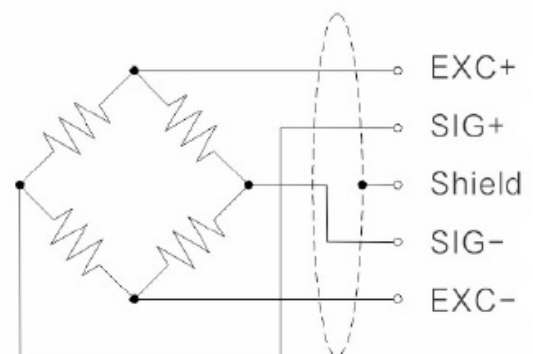
Specifications		
Sensitivity	mV/V	1,0
High-cut filter	Hz	1000
Connectable sensor: DMS full bridge	$\Omega$	350 to 5000
Bridge supply voltage	VDC	3,0
Output current	mA	4...20
Max. loadl	$\Omega$	500
Supply voltage	VDC	14...28
Temperature range	$^{\circ}\text{C}$	-25 bis +70
Dimensions of circuit board: LxWxH	mm <sup>3</sup>	70x24x5,5

## Features & Applications

- Precision measuring amplifier with power output
- Measuring range +1mV/V (depending on customer's requests)
- Bridged supply voltage 3.0 VDC
- Supply voltage from 14.0 to 28.0 VDC
- Output current 4 to 20 mA
- Three-wire technique
- High-cut filter 1 kHz
- Reverse polarity protection
- EMV wiring

Connection		
Function	Designation	Alternative designation.
Supply voltage positive	+UB	
Supply voltage negative	GND	
Power output	IA	
Strain gauge - input positive	+UE	EXC+
Strain gauge - input negative	-UE	EXC-
Strain gauge - supply voltage positive	+US	SIG+
Strain gauge - supply voltage negative	-US	SIG-

## Wiring Code



## Attention

Do NOT mix up input and output!

